



Signal requesting device

basicguide EK 524

Our tough basic Model with tactile signalling for the visually impaired

With fixed standard settings, tactile crossing signal for the visually impaired and an optional integrated loudspeaker, the basicguide is the reliable basic variant for every traffic light system. Signals are requested either using a large-surface push-button or via a capacitive sensor – even with gloves on. Changes in the sensor’s request zone such as chewing gum or a film of ice are treated as part of the resonant circuit after a single request. This prevents a continuous request from occurring. It is also an especially reliable and standards-compliant solution as a spare part.

Advantages

Standards-compliant and compatible

- Satisfies DIN 32981:2018-06, EN 50293
- Tactile crossing signal for the visually impaired via pulsed vibrating push-button
- Optional internal loudspeaker for an orientation sound

Stability and reliability

- UV-resistant polycarbonate housing, without adhesive
- High resistance to vandalism, without requiring additional parts
- Temperature-resistant from -25 °C to +60 °C
- Approved by all major signal engineering firms
- Satisfies DIN 32981:2018-06, EN 50293

Particularly easy to install

- Coloured connection wires with assigned functions
- Pole installation without removing the vibration unit

Functions

- Signal request optionally via push-button with isolated micro switch with pivot bearing or sensor (dynamic capacitive)
- Optical feedback with flashing function (adjustable)
- Tactile release signal for the visually impaired via pulsed vibrating push-button
- Optional internal loudspeaker for an orientation sound (connection to an external acoustic device, e.g. doubLIC EK 98, required)



Technical data






Designation:	basicguide EK 524
Nominal operating voltage	Universal voltage: 24 VDC 24 VAC 40 VAC 110V AC 230 VAC
Feedback max. power consumption	2 W
Vibration and/or acoustics max. power consumption	2 W
Standards fulfilled	RiLSA; DIN VDE 0832-100, DIN VDE 0832-200; DIN 32981
Housing colour	Yellow, similar to RAL 1023, solid coloured
Protection class	II (double-insulated)
Leak test	as per DIN 32981:2018-06
Impact strength	IK10
Max. sensor current load	80 mA
Sensor current draw	< 1 mA
Mounting/installation	screw mounting
Operating temperature	-25°C to +60°C
Height / Width / Depth	196 mm / 84 mm / 62 mm / push-button 64 mm (distance from pole)



Polycarbonate (PC) material

Mechanical properties:	High notch impact and flexural strength
Thermal properties:	Self-extinguishing ULV1
Optical properties:	UV-stable, smooth surface, resistant from -40 °C to +125 °C
Electrical properties:	Volume resistivity >10 ¹⁶ Ω / cm; DIN 53482 and VDE 0303/T3
Chemical properties:	High resistance to chemicals occurring in the field of application

Combination options

basicguide	Sensor	Large-surface push-button	LED feedback	Vibrating push-button
Type 1 		■	■	■
Type 2 	■		■	■
Type 3 		■		■
Type 4 	■			■
Type 5 				■

Functions

Signal request

- Push-button or sensor
- Vibrating push-button
- Optional optical feedback at the top and side with text, e.g. "Wait for signal"

Internal loudspeaker (optional)

- Output of orientation sound
- Actuation via external acoustic device

Labels

Symbols

- Hand
- Pedestrians
- Cyclists

Others on request.

Text

- Please push
- Touch